

LifeLink Updates

February 2022

Prepared by: Kim Kottemann

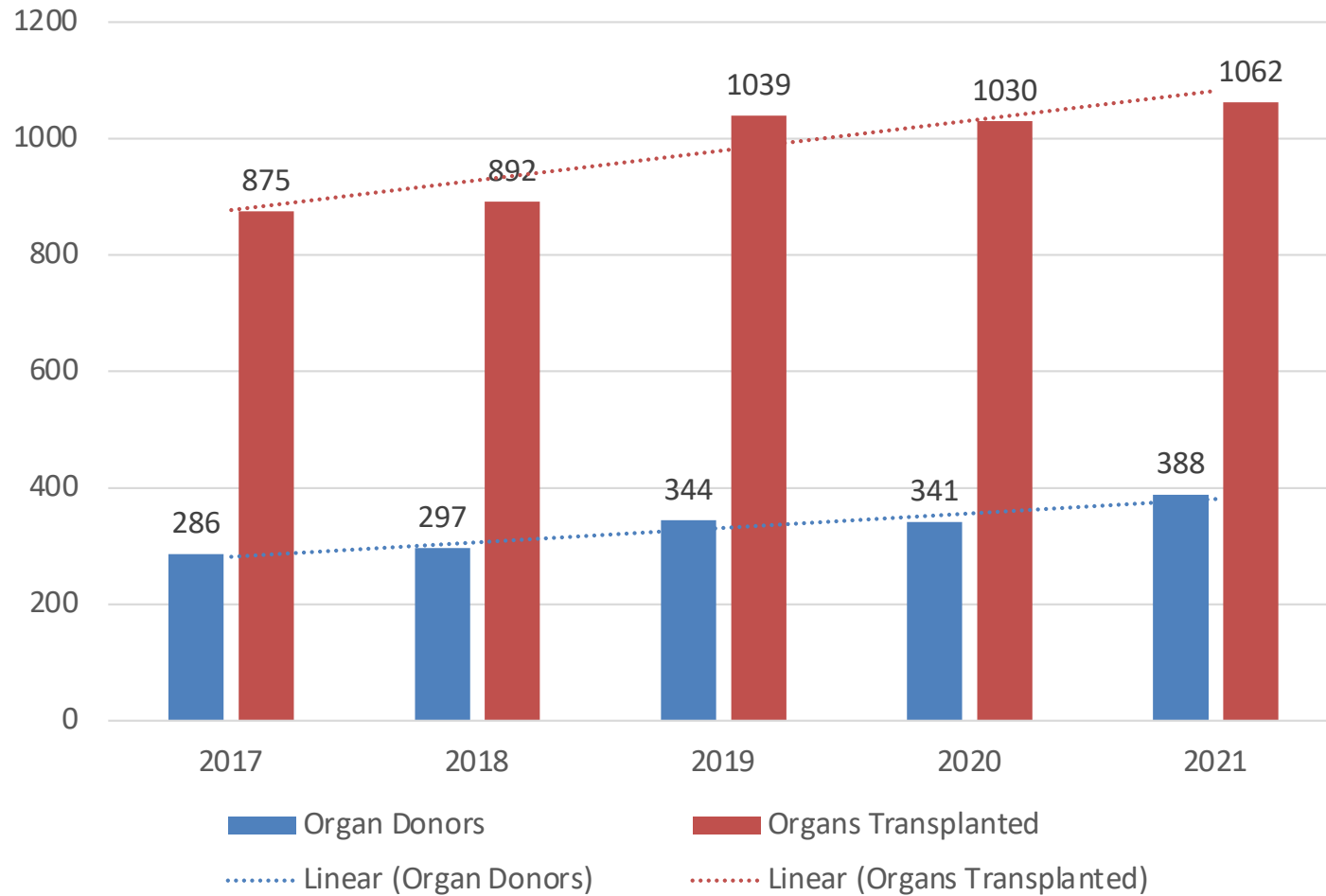
LifeLink[®]



A non-profit community service organization dedicated to the recovery of life-saving and life-enhancing organs and tissue for transplantation therapy.



Calendar Year Donation Outcomes

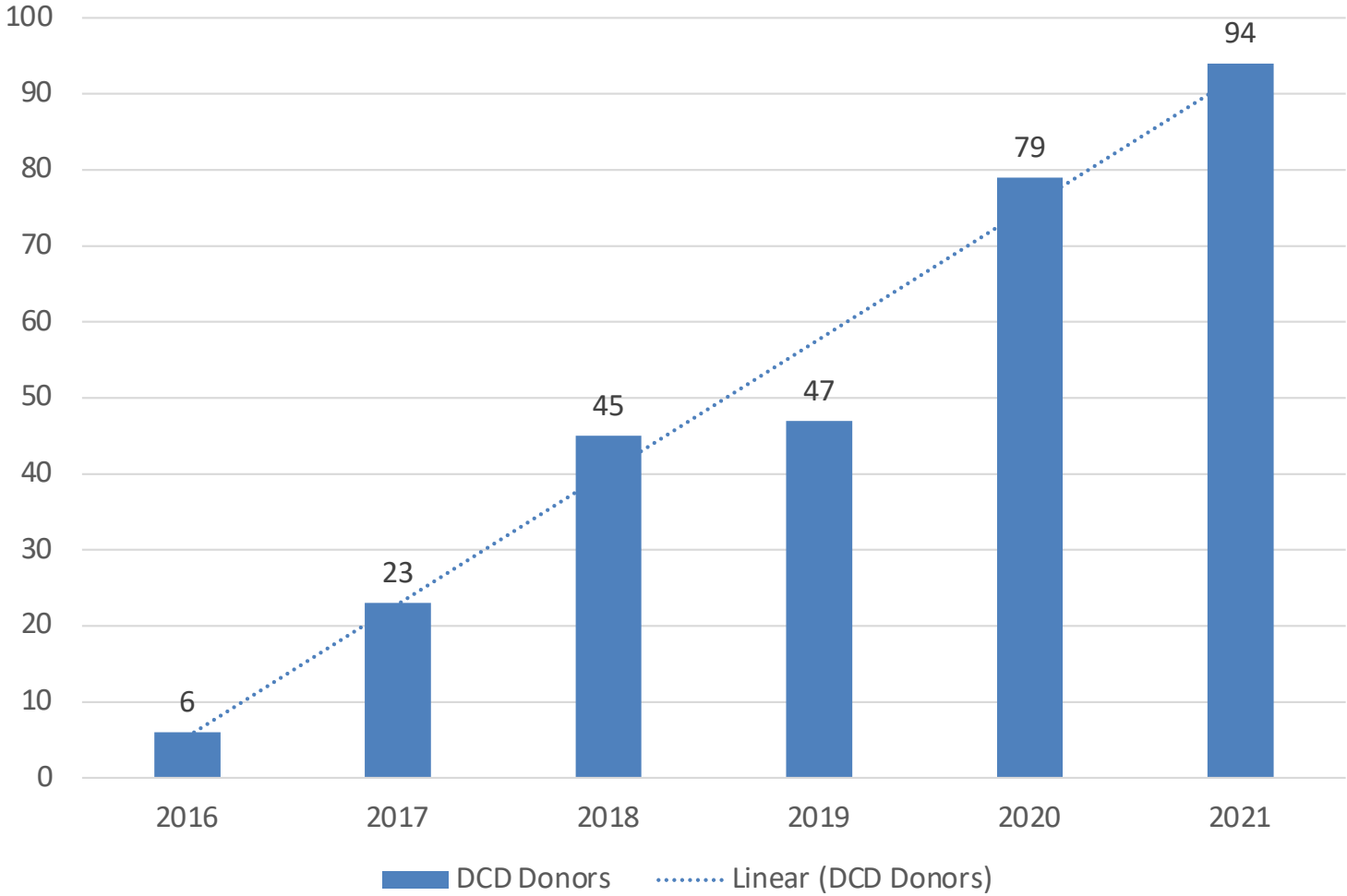


LifeLink®

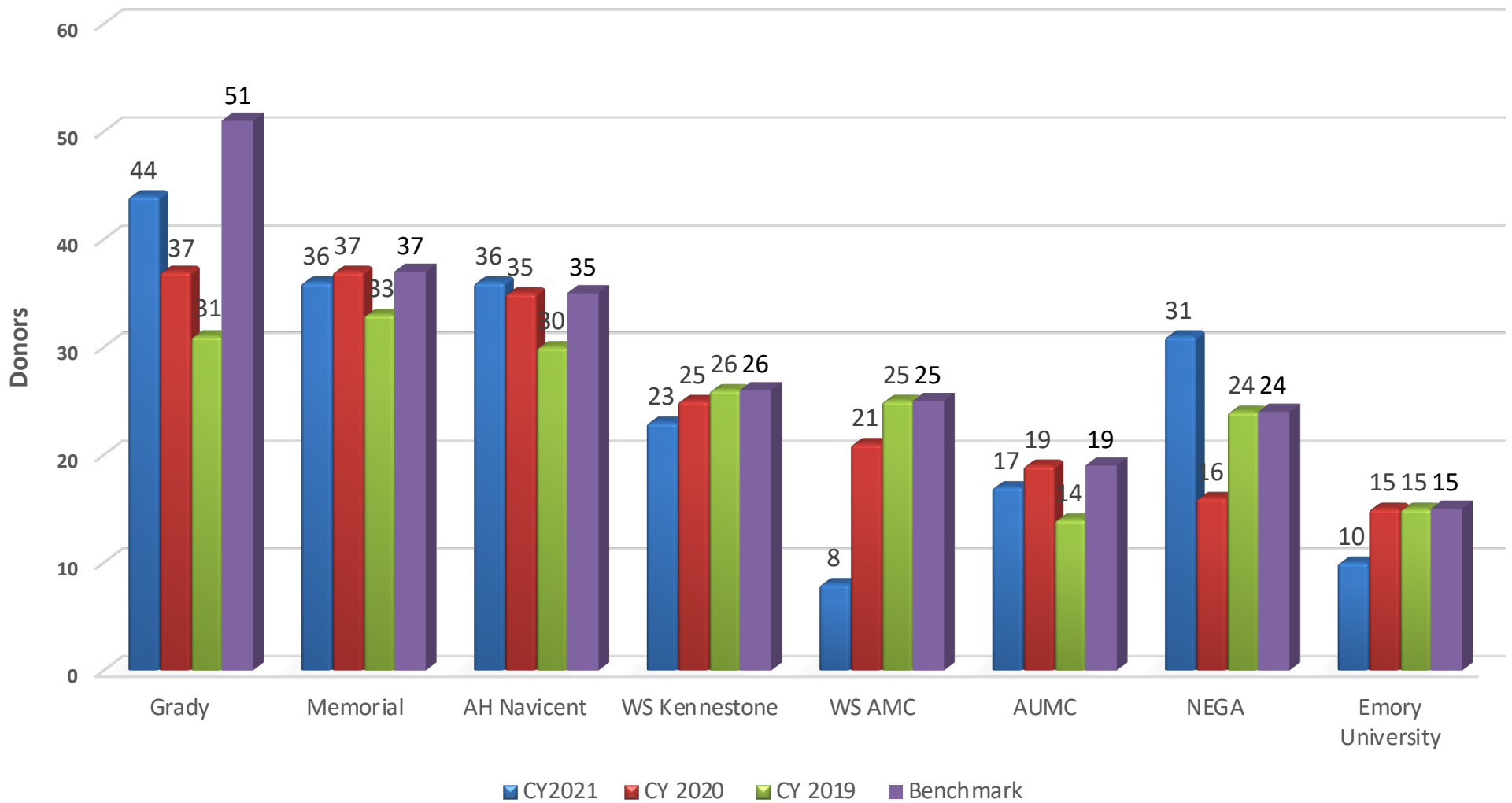
www.LifeLinkFoundation.org



Donation After Circulatory Death



CY Top Donor Hospital Comparison



LifeLink®

www.LifeLinkFoundation.org



Trauma Program Donation Outcomes 2021

Hospital	Referrals from Trauma	CMS Eligible from Trauma	Donors from trauma pts	Trauma Donation Rate PIPS CD16-9
Grady Health System	186	35	27	77%
Atrium Health Navicent	74	23	18	78%
Memorial Health	82	18	13	72%
Northeast Georgia Health System	48	12	12	100%
Northside Hospital Gwinnett	35	11	10	91%
Augusta University Medical Center	52	9	8	89%
Wellstar Atlanta Medical Center	65	15	8	53%
Wellstar Kennestone Hospital	44	5	5	100%
Piedmont Columbus Midtown	17	5	4	80%
Children's Healthcare, Scottish Rite	18	5	3	60%
Atrium Health Floyd	11	3	3	100%
Children's Healthcare, Egleston	19	5	2	40%
Wellstar Cobb Hospital	3	2	2	100%
Piedmont Athens Regional MC	15	3	2	67%
Doctor's Hospital, Augusta	15	1	1	100%
John D. Archbold Memorial Hospital	3	1	1	100%
Piedmont Cartersville	2	1	1	100%
Wellstar North Fulton Hospital	10	0	0	
Hamilton Medical Center	2	0	0	
Crisp Regional	1	0	0	
Total Donors from Trauma Programs	702	154	120	78%
Non Trauma Program Trauma Referrals	44	1	1	100%
Total LifeLink of Georgia CY2020	746	155	121	78%

Trauma Center Donation Comparison

Hospital	Calendar Year 2021				Calendar Year 2020			
	Organ Donors	From trauma pts	% from trauma	Tissue Donors	Organ Donors	From trauma pts	% from trauma	Tissue Donors
Grady Health System	44	27	61%	48	37	19	51%	31
Atrium Health Navicent	36	18	50%	21	35	21	60%	15
Memorial Health	36	13	36%	18	37	12	32%	12
Northeast Georgia Health System	31	12	39%	26	16	9	56%	18
Wellstar Kennestone Hospital	23	5	22%	27	25	8	32%	43
Augusta University Medical Center	17	8	47%		19	7	37%	
Northside Gwinnett Hospital	17	10	59%	26	11	6	55%	22
Piedmont Athens Regional MC	12	2	17%	19	4	2	50%	5
Piedmont Columbus Midtown	10	4	40%	21	9	3	33%	8
Wellstar Atlanta Medical Center	8	8	100%	5	21	17	81%	11
Atrium Health Floyd	7	3	43%	8	2	1	50%	6
Wellstar Cobb Hospital	7	2	29%	15	4	0	0%	7
Wellstar North Fulton Hospital	6	0	0%	21	5	5	100%	11
Doctor's Hospital, Augusta	5	1	20%	5	6	4	67%	8
Children's Healthcare, Scottish Rite	5	3	60%	0	2	0	0%	0
Children's Healthcare, Egleston	4	2	50%	1	9	5	56%	0
Piedmont Cartersville	3	1	33%	6	1	0	0%	12
Advent Health Redmond	2	0	0%	6	3	1	33%	5
John D. Archbold Memorial Hospital	2	1	50%	1	1	1	100%	3
Hamilton Medical Center	2	0	0%	9	3	1	33%	7
Fairview Park Hospital	1	0	0%	6	0	0		3
Piedmont Walton Regional	1	0	0%	8	0	0		6
Crisp Regional Hospital	0	0		3	0	0		0
Taylor Regional Medical Center	0	0		2	0	0		0
Appling Healthcare System	0	0		1	0	0		1
Effingham Hospital	0	0		3	0	0		2
Emanuel Medical Center	0	0		2	0	0		0
Meadows Regional Medical	0	0		0	0	0		2
Morgan Memorial Hospital	0	0		1	0	0		0
Polk Medical Center	0	0		2	0	0		1
Winn Army Community Hospital	0	0		2	0	0		0
Total Donors from Trauma Programs	279	120	43%	313	250	122	49%	239
LifeLink of Georgia CY Totals	388	121	31%	726	341	122	36%	637

Organ Recovery Center

Mar 29th to Dec 31st

Type	Donors	Organs Tx'd	OTPD	Average Age
ORC	149	487	3.26	43
Non-ORC	67	161	2.40	47
Total (Excludes DCDs and Pediatric Donors)	216	648	2.99	45

LifeLink®

www.LifeLinkFoundation.org





For More Information

Kim Kottemann

770-733-0107 mobile

Kim.Kottemann@lifelinkfound.org

LifeLink®

www.LifeLinkFoundation.org

