

# Trauma Center Readiness and Uncompensated Care Costs vs. Funding

---

**Dennis W. Ashley, MD, FACS**

Will C. Sealy Endowed Chair

Professor of Surgery

Mercer University School of Medicine

Director of Trauma Atrium Health Navicent

Chairman, Georgia Trauma Commission

**Regina S. Medeiros, DNP, MHSA, RN**

Administrative Director, Adult and Pediatric Trauma Programs

Augusta University Health

Secretary/Treasurer, Georgia Trauma Commission

**Elizabeth V. Atkins, MSN, RN, TCRN**

Executive Director

Georgia Trauma Commission



---

## GEORGIA TRAUMA COMMISSION

---

# 1. Trauma Center Readiness

---

**Readiness Costs Validation, Funding &  
Performance Based Payment Program**



# Percent of Trauma Center Readiness Costs Reimbursed

## Level I and II Centers FY 2008 – FY 2016

Fiscal Year	Budget	# Level Is	# Level IIs	Level I & II Combined Readiness Costs	Level I & II Combined Readiness Funding	% Readiness Costs Funded for Level I & II Trauma Centers
2008/2009	\$58,902,769	4	9	\$40,835,201	\$23,851,385	58%
2010	\$20,340,888	4	9	\$40,835,201	\$7,456,990	18%
2011	\$10,543,460	4	9	\$55,103,337	\$2,228,670	4%
2012	\$17,303,758	5	9	\$55,103,337	\$5,665,390	10%
2013	\$15,159,097	6	9	\$55,103,337	\$4,553,837	8%
2014	\$15,345,972	6	9	\$55,103,337	\$4,383,231	8%
2015	\$16,360,468	6	10	\$55,103,337	\$4,773,784	9%
2016	\$16,372,494	6	11	\$55,103,337	\$4,686,185	9%

# Percent of Trauma Center Readiness Costs Reimbursed

## Level I and II Centers FY 2017 – FY 2023

Fiscal Year	Budget	# Level Is	# Level IIs	Level I & II Combined Readiness Costs	Level I & II Combined Readiness Funding	% Readiness Costs Funded for Level I & II Trauma Centers
2017	\$17,475,377	6	10	\$109,722,061	\$4,828,481	4%
2018	\$21,760,160	6	10	\$109,722,061	\$5,964,578	5%
2019	\$22,565,420	6	10	\$109,722,061	\$6,589,598	6%
2020	\$22,510,137	6	9	\$109,722,061	\$7,989,828	7%
2021	\$23,557,846	6	8	\$109,722,061	\$8,326,300	8%
2022	\$22,966,934	6	8	\$109,722,061	\$8,754,806	8%
2023	\$22,942,155	5	8	\$109,722,061	\$7,743,475	7%

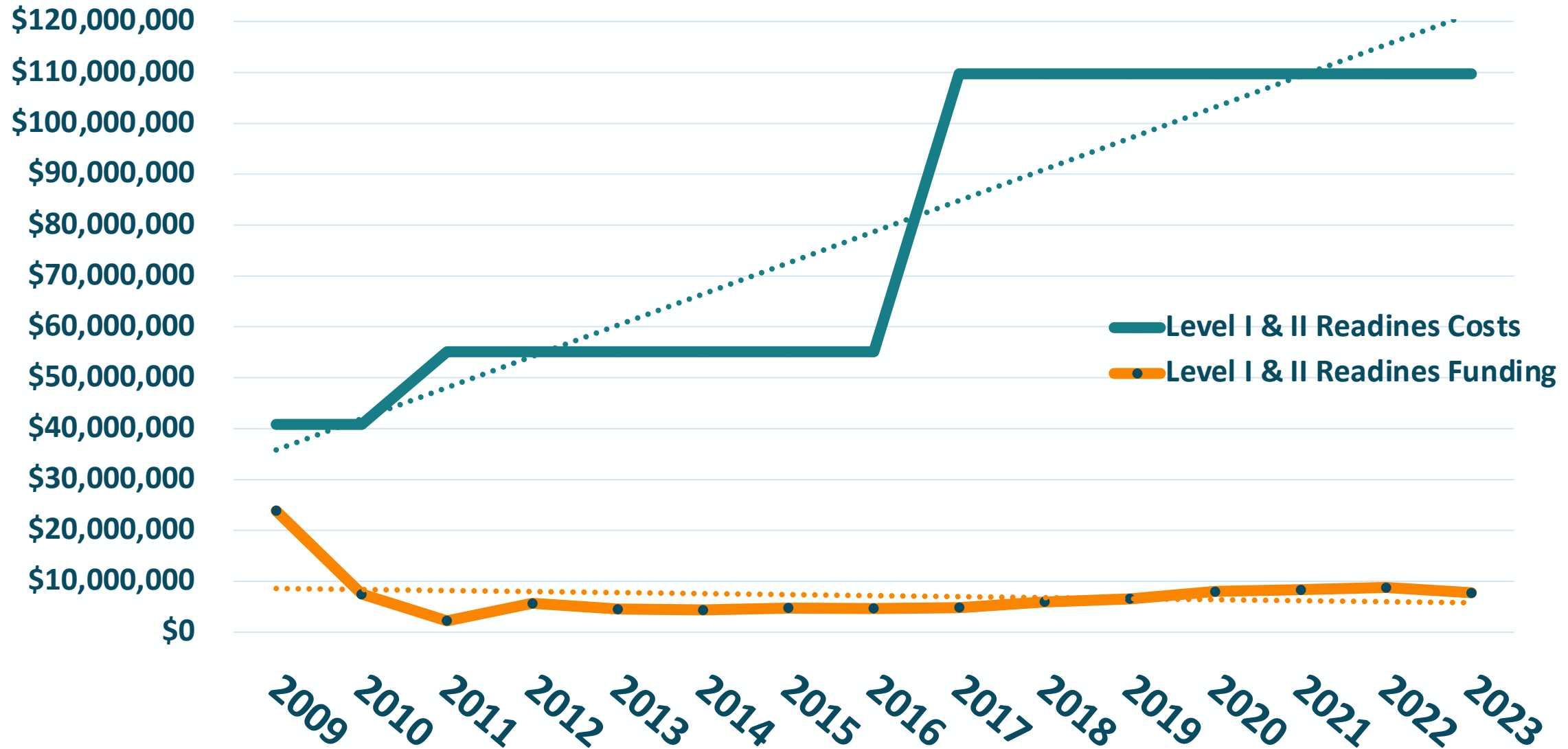
# Percent of Trauma Center Readiness Costs Reimbursed

## Level III and IV Centers FY 2019 – FY 2023

Fiscal Year	Budget	# Level IIIs	# Level IVs	Level III & IV Combined Readiness Costs	Level III & IV Combined Readiness Funding	% Readiness Costs Funded Level III & IV Trauma Centers
2019	\$22,565,420	4	4	\$14,209,929	\$264,000	2%
2020	\$22,510,137	5	4	\$14,209,929	\$466,299	3%
2021	\$23,557,846	5	5	\$14,209,929	\$683,553	5%
2022	\$22,966,934	5	5	\$14,209,929	\$717,915	5%
2023	\$22,942,155	5	5	\$14,209,929	\$800,000	6%

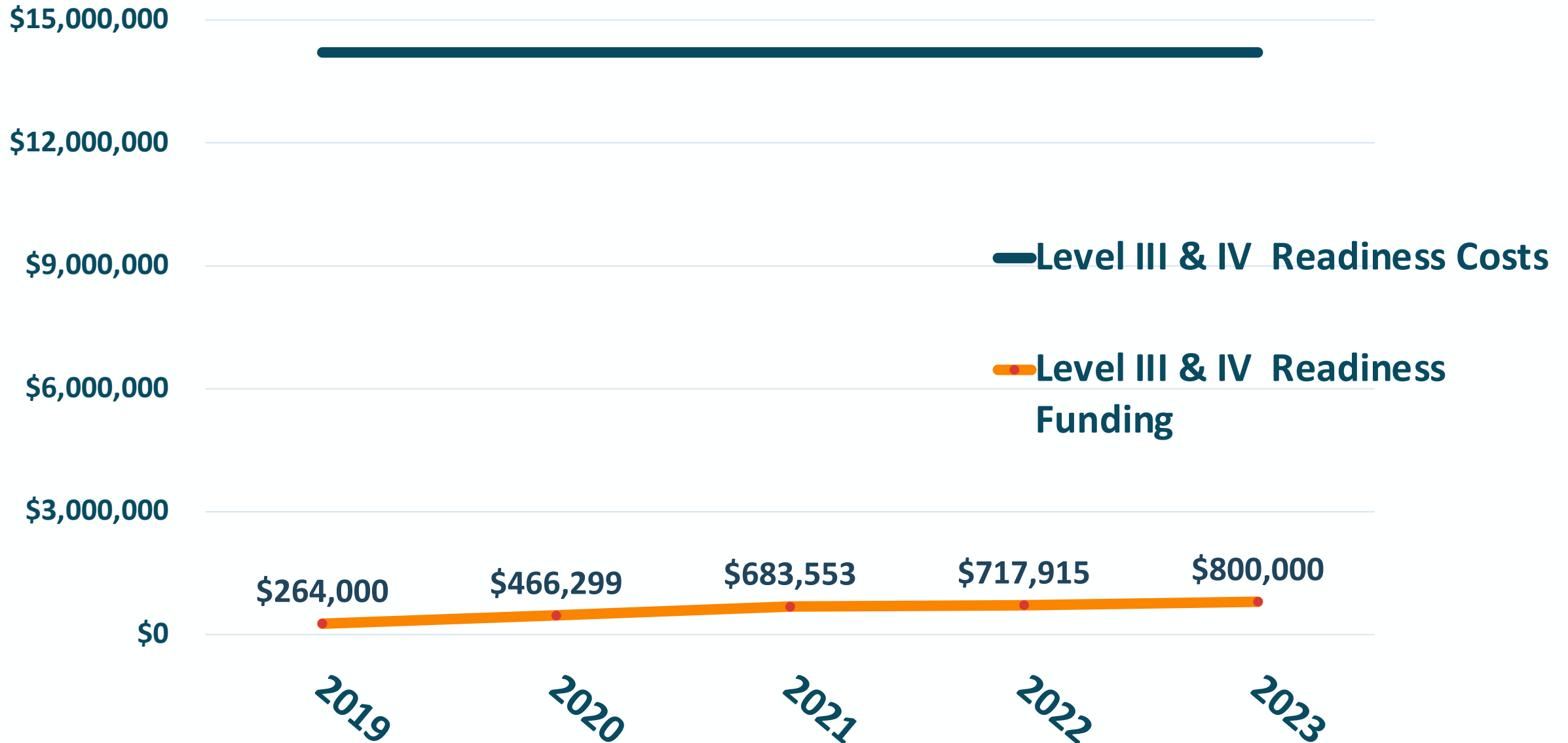
# Readiness Cost Compared to Available Funding

## Level I and Level II TCs Since Inception



# Readiness Cost Compared to Available Funding

## Level III and Level IV TCs Since 1<sup>st</sup> Readiness Survey



# Percent of Trauma Center Readiness Costs Reimbursed

## All Trauma Center Levels FY 2019 – FY 2023

Fiscal Year	Budget	Total # All TC Levels	Readiness Costs All TC Levels	Readiness Funding Available All TC Levels	% Readiness Costs Funded All Level Trauma Centers
2019	\$22,565,420	24	\$123,931,990	\$6,853,598	6%
2020	\$22,510,137	24	\$123,931,990	\$8,456,127	7%
2021	\$23,557,846	24	\$123,931,990	\$9,009,853	7%
2022	\$22,966,934	24	\$123,931,990	\$9,472,721	8%
2023	\$22,942,155	23	\$123,931,990	\$8,543,475	7%



# 2. Uncompensated Care (UCC)

---

## Uncompensated Care Costs and Funding Methodology



# Percent of Uncompensated Care Claims Reimbursed

## Level I and II Centers FY 2008 – 2015

Fiscal Year	Number of UCC Submitted	Total Costs of UCC Submitted	Amount Available for UCC Program	Percent of UCC Costs Reimbursed
FY 2008/2009	3,029	\$38,787,061	\$23,851,385	<b>61%</b>
FY 2010	3,286	\$52,918,230	\$6,696,610	<b>13%</b>
FY 2011	2,674	\$36,862,099	\$2,262,100	<b>6%</b>
FY 2012	2,451	\$36,596,176	\$5,828,814	<b>18%</b>
FY 2013	2,279	\$29,555,083	\$5,192,331	<b>18%</b>
FY 2014	2,580	\$32,525,025	\$5,092,725	<b>16%</b>
FY 2015	3,008	\$35,759,766	\$5,431,599	<b>15%</b>

# Percent of Uncompensated Care Claims Reimbursed

## Level I and II Centers FY 2008 – 2015

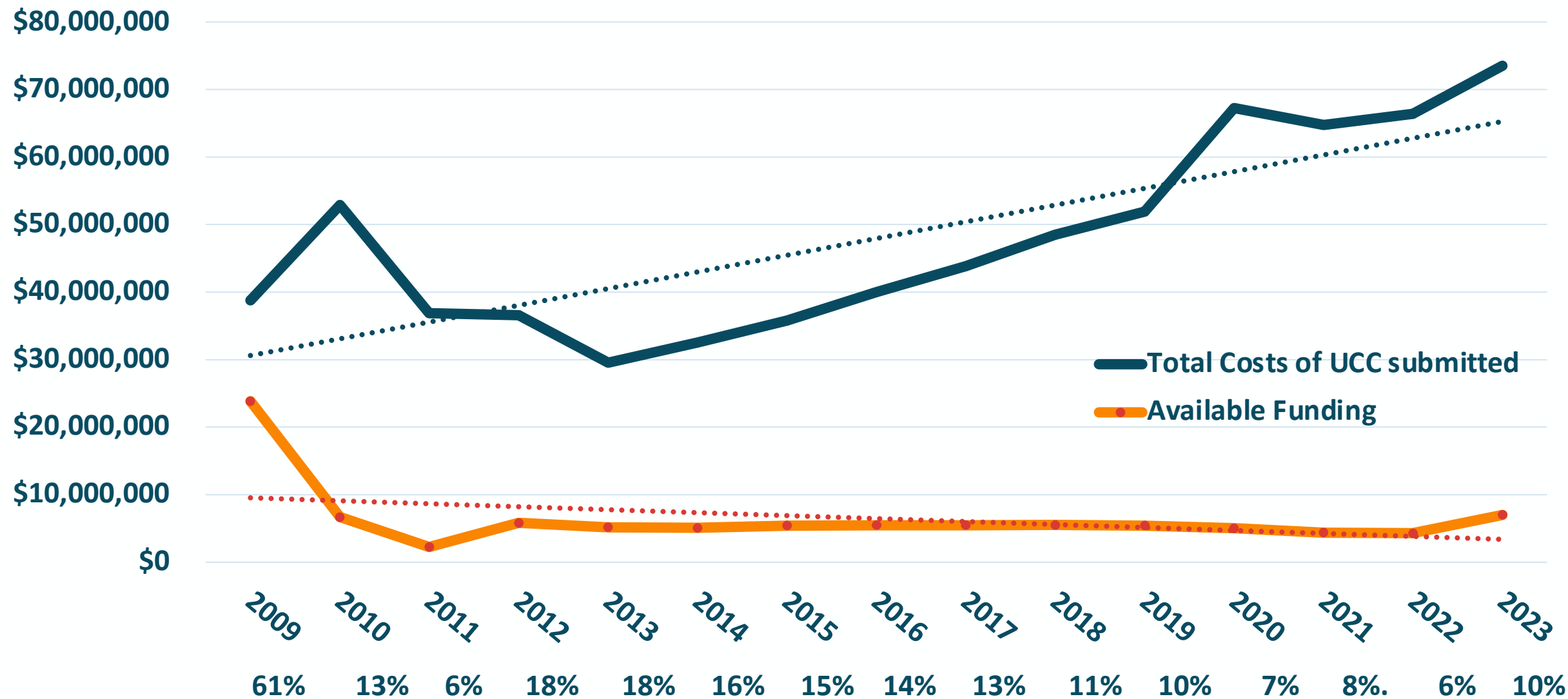
Fiscal Year	Number of UCC Submitted	Total Costs of UCC Submitted	Amount Available for UCC Program	Percent of UCC Costs Reimbursed
FY 2016	3381	\$39,995,073	\$5,484,005	14%
FY 2017	3506	\$43,829,505	\$5,480,851	13%
FY 2018	3866	\$48,468,249	\$5,518,852	11%
FY 2019	4138	\$51,899,783	\$5,419,638	10%
FY 2020	5581	\$67,242,437	\$5,039,868	7%
FY 2021	5278	\$64,772,646	\$4,388,850	8%
FY 2022	5414	\$66,377,091	\$4,297,324	6%
FY 2023	5594	\$73,520,821	\$7,031,547	10%

# Percent of Uncompensated Care Funded Level I and II Centers FY 2023 – 2024

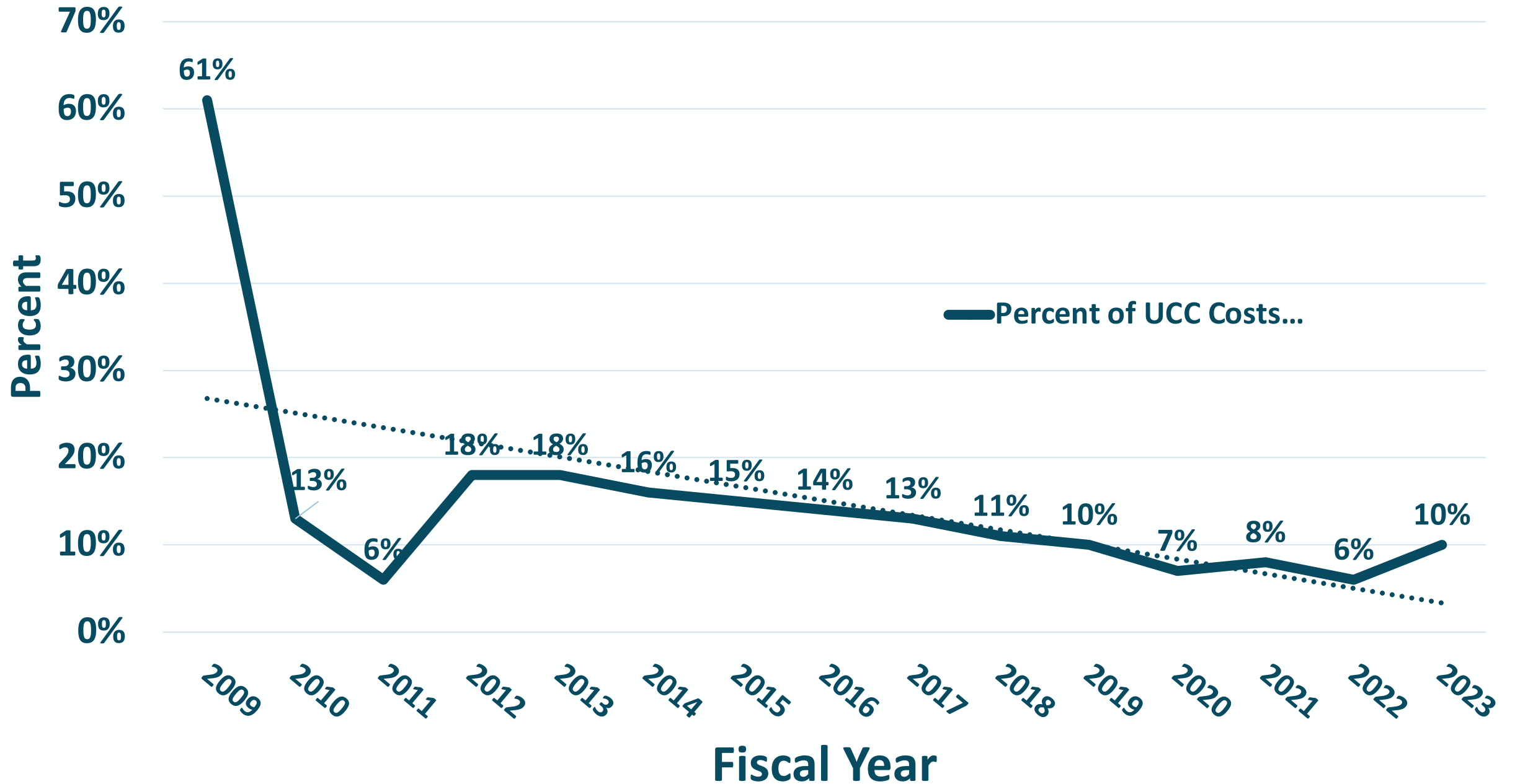
## *Allowable vs. Actual Charges*

Fiscal Year	Number of UCC Submitted	Actual UCC Charges Submitted	Total Allowable Charges of UCC Submitted	Amount Available for UCC Program	Percent of UCC Allowable Charges	Percent of Actual UCC Charges to Funding
FY 2023	5594	\$592,123,190	\$73,520,821	\$7,031,547	10%	1.2%
FY 2024	5376	\$659,152,758	\$70,869,171	\$6,751,270	10%	1%

# Uncompensated Care Allowable Costs Submitted Compared to Available Funding



# Percent of UCC Costs Funded



# Total Trauma Center Costs

---

## Readiness Costs

- Levels I & II = \$109,722,061
- Levels III & IV = \$14,209,929
- **Total Readiness Costs (L1, LII, LIII, LIV) = \$123,931,990**

## Uncompensated Care Costs (Level I & II)

- Submitted Charges (Total) = \$659,152,758
- 10% Allowable on Total Submitted Charges = **\$70,869,171**

**Total Trauma Center Costs (Readiness Costs + UCC) = \$194,801,161**



**Dennis Ashley, MD, FACS**

**Chairman**

**Georgia Trauma Commission**

**[Dennis.Ashley@atriumhealth.org](mailto:Dennis.Ashley@atriumhealth.org)**

**Elizabeth V. Atkins, MSN, RN, TCRN**

**Executive Director**

**Georgia Trauma Commission**

**[Elizabeth.atkins@gtc.ga.gov](mailto:Elizabeth.atkins@gtc.ga.gov)**



---

**GEORGIA TRAUMA  
COMMISSION**

---