

GCTE LifeLink Update

January 2025



When you become an organ & tissue donor,
your story continues.



Data from Scientific Registry of Transplant Recipients

Cause of Death (%)	GALL		United States	
	Jul 2022 - Jun 2023	Jul 2023 - Jun 2024	Jul 2022 - Jun 2023	Jul 2023 - Jun 2024
Anoxia	43.2	42.6	49.5	48.8
Stroke	27.5	31	24	25.4
CNS Tumor	0.4	0.2	0.2	0.3
Head Trauma	27.5	25.1	22	20.5
Other	1.5	1.1	4.3	4.9
Unknown	0	0	0	0



Mechanism of Death	Total	2024	2023	2022	2021	2020	2019	2018	2017	2016	2015	2014
All Mechanisms	135,202	16,988	16,336	14,904	13,863	12,588	11,870	10,721	10,286	9,971	9,079	8,596
Asphyxiation	6,983	707	727	683	693	678	720	655	615	541	515	449
Blunt Injury	23,532	2,423	2,599	2,370	2,295	2,164	2,106	2,010	2,011	1,868	1,855	1,831
Cardiovascular	26,876	4,040	3,489	3,054	2,791	2,464	2,338	1,999	1,857	1,753	1,649	1,442
Drowning	1,405	137	138	141	161	115	133	125	102	136	108	109
Drug Intoxication	18,667	2,065	2,714	2,485	2,248	2,031	1,604	1,403	1,382	1,262	848	625
Electrical	97	8	10	5	15	8	14	9	10	7	5	6
Gunshot Wound	9,824	928	994	961	1,032	963	882	869	893	841	760	701
Intracranial Hemorrhage / Stroke	36,453	4,605	3,997	3,775	3,481	3,182	3,169	2,904	2,793	2,931	2,762	2,854
Natural Causes (Since 10/25/99)	6,660	1,444	1,104	903	648	533	511	408	304	300	248	257
None of the above	2,973	400	349	334	321	269	243	191	206	217	229	214
Seizure	1,398	199	183	160	149	151	122	114	88	81	75	76
Sids	97	4	11	9	9	9	8	12	6	11	13	5
Stab	237	28	21	24	20	21	20	22	19	23	12	27

<https://optn.transplant.hrsa.gov/data/view-data-reports/national-data/#>



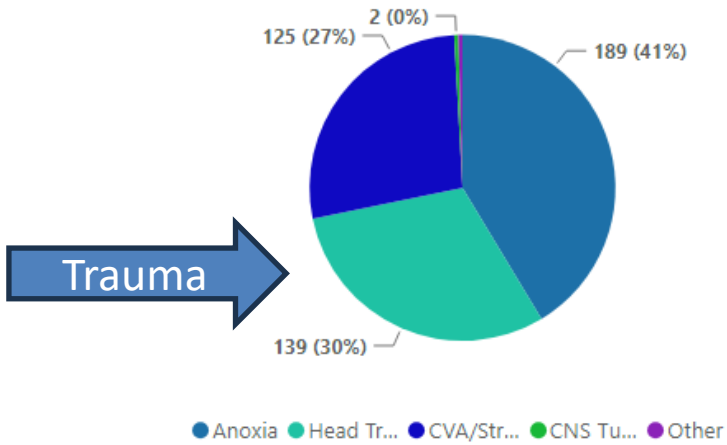
www.LifeLinkFoundation.org





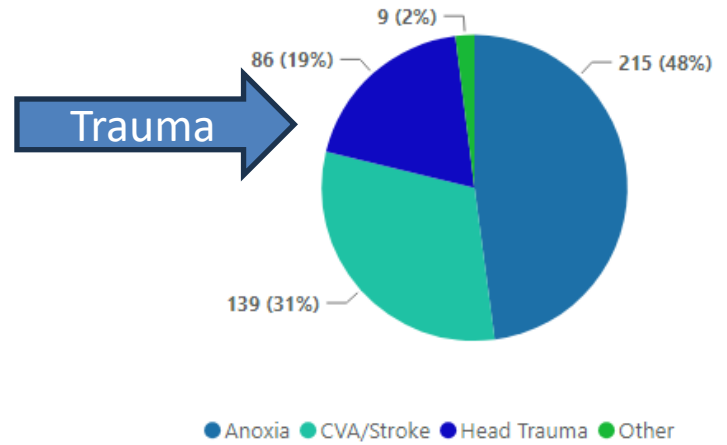
2023

Organ Donors by Cause of Death



2024

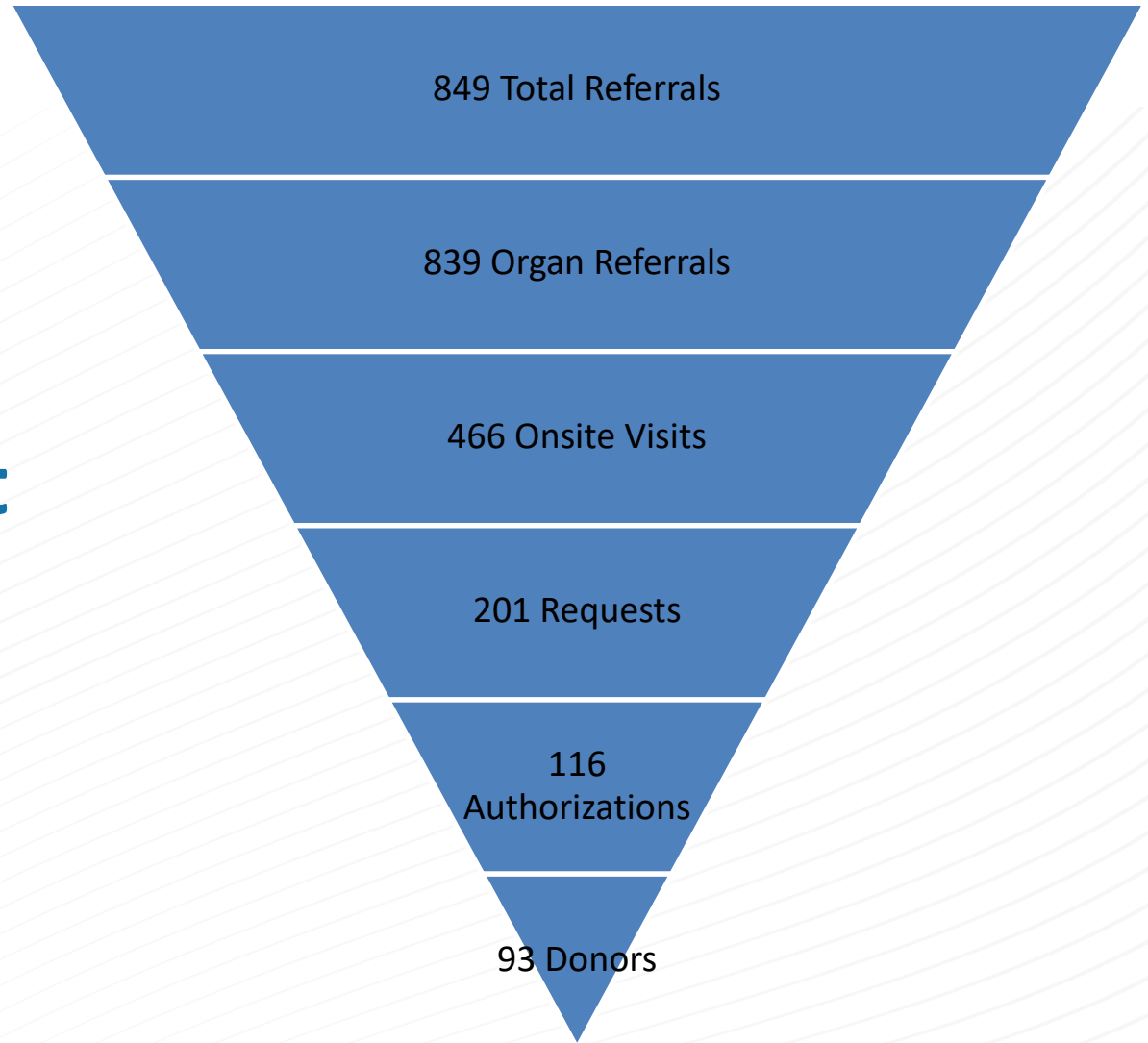
Organ Donors by Cause of Death



Donors by Cause of Death



Trauma's Impact





Hospital	Organ Referrals	Requests	Authorization Rate	Organ Donors	Organs Tx	Organs Per Donor
Grady	209	57	49.1%	19	73	3.84
Atrium Navicent	94	23	65.2%	13	48	3.69
Wellstar MCG	61	28	66.7%	10	30	3.0
Memorial Health	80	17	70.6%	10	48	4.8
Wellstar Kennestone	65	14	78.6%	10	36	3.6
Northeast Georgia	64	14	71.4%	9	38	4.22
Arthur M. Blank	12	8	75%	6	28	4.67
Northside Gwinnett	34	5	80%	4	15	3.75
Piedmont Columbus	36	12	33.3%	3	15	5.0
Wellstar N Fulton	20	10	40%	3	16	5.33
Atrium Floyd	22	5	40%	2	8	4.0
Phoebe Putney	16	7	42.9%	2	7	3.5
Doctors Augusta	16	2	100%	1	7	7.0
Piedmont Athens	23	2	50%	1	6	6.0
Redmond	2	2	100%			
Archbold	14	1	0%			
Scottish Rite	10	3	0%			





Registry and Data Tracking Discussion

- Documentation Required by ACS
 - OPO Affiliation Agreement
 - Donation Policy
 - Brain Death Policy
- PI Metrics for ACS
 - Referral Rate
 - Donation Rate

T. Solid organ donation rate (CD 16–9). This rate must be routinely monitored and reviewed annually. All trauma patients determined brain dead according to the institution's policy should be referred to the local/regional organ procurement agency.

$$\text{Percentage} = \frac{\text{Organ Donors}}{\text{Referrals}} \times 100$$

Cases in which referral was not made should be reviewed for rationale and opportunities for improvement.





Registry and Data Tracking Discussion

- Was Organ Donation Referral Made to LifeLink?
 - Was referral made to LifeLink upon death?
- Did the Patient Qualify as an Organ Donor?
 - Did patient meet qualifications to become organ donor after referral call to LifeLink organ procurement organization?
- Organ Donor? - Was the patient a qualified organ/tissue donor?
- Was organ donation requested?
 - If the patient qualified as an organ/tissue donor, was permission for donation request?
- Was request granted?
 - If the patient qualified as an organ/tissue donor and donation permission requested, was request for donation granted / agreed to by legal next of kin?
- Organs Procured? -
If the patient qualified as an organ/tissue donor and donation was granted, report the organ(s) procured
- Donor Status
 - The status of the patient at the time the organs were donated at your facility.
- Date and Time Organs Procured





We Have Data!

Referred On	Case File Id	Referral Type	Timely Referral For	Timely Referral for Tissue	Organs Recovered	Organ Outcome	Organ Outcome Detail	Brain Death	Organs Transplanted	Authorization	Organ Medical Suitable	Donor Type	Tissue Outcome	Tissue Recovered	Eyes Recovered	Tissue Medical Suitable	Authorization For Tissue	Bone Auth Obtained	Donor Registry	Age	UNOS Cause Of Death
12/23/2024	GA-60322-24	Tissue		Yes	No				No				Referral		--	Yes	No	No	No	69	
12/24/2024	GA-60432-24	Organ	Yes	Yes	No	NBD, No DCD Potential	Due to combination of medical hx/clinical picture/poor org		No				Referral					No	No	75	Anoxia
12/25/2024	GA-60518-24	Tissue		Yes	No				No				Referral					No	No	81	
12/25/2024	GA-60565-24	Organ	Yes	Yes	No	NBD, DCD Potential	Family Declined		No	No			Referral				No	No	50	50	CVA/Stroke
12/25/2024	GA-60576-24	Tissue		Yes	No				No				Referral					No	No	94	
12/25/2024	GA-60591-24	Tissue		Yes	No				No				Referral - Not Approached		--	Yes	N/A	N/A	No	54	
12/26/2024	GA-60652-24	Tissue		Yes	No				No				Referral					No	No	67	
12/26/2024	GA-60691-24	Tissue		No	No				No				Referral					No	No	54	
12/26/2024	GA-60704-24	Tissue		Yes	No				No				Referral					No	No	87	
12/27/2024	GA-60747-24	Tissue		Yes	No				No				Referral					No	No	85	
12/27/2024	GA-60792-24	Organ	Yes		No	NBD, no WD Mech Supp Planned	Continue Care, hospital will update/refer, if applicable		No				Referral					No	No	41	Anoxia
12/27/2024	GA-60848-24	Tissue		Yes	No				No				Referral					No	No	79	
12/28/2024	GA-60867-24	Organ	Yes	Yes	No	NBD, No DCD Potential	Due to combination of medical hx/clinical picture/poor org		No				Referral		--	Yes	N/A	N/A	No	51	Anoxia





We Have Data!



Hospital Referral Donor Summary

Date
1/1/2024 12/31/2024

2/5/2025
1:33:36 PM ET
Data Refresh

Hospital
All

LLFL LLGA LLPR

40237

Total Referrals

11050

Organ Referrals

261

Untimely Organ Referrals

Goal: 100%

91.9%

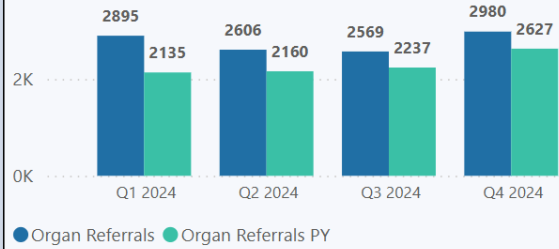
Organ Referral Rate

Goal: 97 - 100%

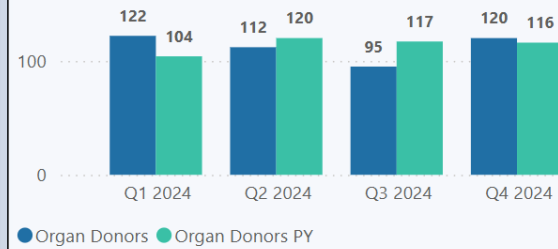
97.6%

Timely Organ Referral Rate

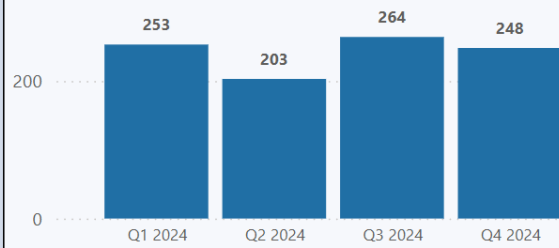
Organ Referrals



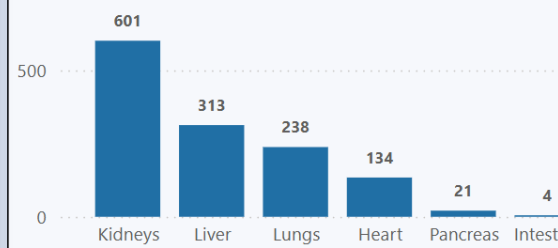
Organ Donors



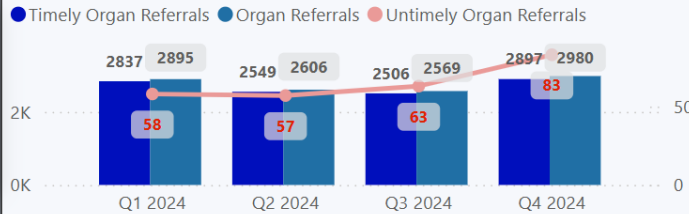
Missed Organ Referrals



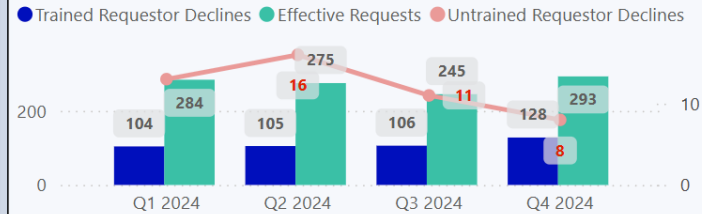
Organs Transplanted



Timely Organ Referrals



Trained Requests



449

Organ Donors

Organ Donor Types

BD 297

DCD 152

1311

Organs Transplanted

2.92

Org Transplanted / Donor

Goal: 96 - 100%

93.3%

Trained Requestor Rate



Get in Touch

Contact us to get more info:

 Kim.Kottemann@lifelinkfound.org

 Chuck.Massey@lifelinkfound.org

 www.lifelinkfoundation.org

