

ACCOUNT	FY 2026 Approved	FY 2026 Actual through May 2026	Percent of Actual Expenses	Remaining FY 2026 Funds \$
GTC OPERATIONS				
Staff Salaries	\$ 619,543.00	\$ 546,378.00	88%	\$ 73,165.00
Benefits	\$ 396,533.33	\$ 336,924.00	85%	\$ 59,609.33
DOAS Administrative Fee	\$ 13,028.00	\$ 4,294.43	33%	\$ 8,733.57
Staff Travel	\$ 35,000.00	\$ 28,748.80	82%	\$ 6,251.20
Staff Development	\$ 15,000.00	\$ 8,100.00	54%	\$ 6,900.00
Commission Member Per Diem	\$ 2,000.00	\$ 1,891.16	95%	\$ 108.84
Rent	\$ 7,800.00	\$ 6,500.00	83%	\$ 1,300.00
Office Expenses	\$ 1,296.00	\$ 225.00	17%	\$ 1,071.00
Printing	\$ 6,500.00	\$ 10,567.73	163%	\$ (4,067.73)
Office Supplies and Equipment	\$ 5,000.00	\$ 1,208.85	24%	\$ 3,791.15
Postage	\$ 100.00	\$ 10.48	10%	\$ 89.52
Meeting Expense	\$ 128,400.00	\$ 63,708.25	50%	\$ 64,691.75
TCAA	\$ 1,500.00	\$ 1,500.00	100%	\$ -
Telephone	\$ 15,668.00	\$ 5,778.55	37%	\$ 9,889.45
Virtual Meeting Platform	\$ 2,000.00	\$ 159.90	8%	\$ 1,840.10
Office Telephone and Internet	\$ 8,280.00	\$ 2,023.12	24%	\$ 6,256.88
Staff Cell, Mifi, and Equipment	\$ 5,388.00	\$ 3,595.53	67%	\$ 1,792.47
SOFTWARE/IT	\$ 129,228.00	\$ 93,837.38	73%	\$ 35,390.62
Website Maintenance	\$ -	\$ -	0%	
The Box Cloud Storage	\$ 1,800.00	\$ 234.25	13%	\$ 1,565.75
Adobe	\$ 532.00	\$ -	0%	\$ 532.00
DocuSign	\$ 2,680.00	\$ 2,866.11	107%	\$ (186.11)
Name Cheap	\$ 45.00		0%	\$ 45.00
Quickbooks	\$ 2,820.00	\$ 2,200.00	78%	\$ 620.00
SmartSheet	\$ 1,980.00	\$ 2,100.00	106%	\$ (120.00)
Bill Tracking Software	\$ 2,500.00	\$ 2,500.00	100%	\$ -
Georgia GovHub/GTA	\$ 4,200.00	\$ 1,740.08	41%	\$ 2,459.92
Internal GTA Fees	\$ 14,171.00	\$ 14,171.00	100%	\$ -
Media and Communications/Graphic Designer	\$ 95,000.00	\$ 63,419.35	67%	\$ 31,580.65
Misc Software	\$ 3,500.00	\$ 4,606.59	132%	\$ (1,106.59)
Reserves	\$ 135,143.00	\$ 8,033.25	6%	\$ 127,109.75
Total GTC Operations	\$ 1,511,739.33	\$ 1,117,705.88	74%	\$ 394,033.45

ACCOUNT	FY 2026 Approved	FY 2026 Actual through May 2026	Percent of Actual Expenses	Remaining FY 2026 Funds \$
SYSTEM DEVELOPMENT				
<i>RTAC Funds</i>				
Region 1	\$ 40,364.00	\$ 31,643.52	78%	\$ 8,720.48
Region 2	\$ 40,364.00	\$ 31,166.28	77%	\$ 9,197.72
Region 3	\$ 40,364.00	\$ 25,898.72	64%	\$ 14,465.28
Region 4	\$ 40,364.00	\$ 19,073.54	47%	\$ 21,290.46
Region 5	\$ 40,364.00	\$ 30,771.16	76%	\$ 9,592.84
Region 6	\$ 40,364.00	\$ 22,399.09	55%	\$ 17,964.91
Region 7	\$ 40,364.00	\$ 33,917.88	84%	\$ 6,446.12
Region 8	\$ 40,364.00	\$ 23,112.27	57%	\$ 17,251.73
Region 9	\$ 40,364.00	\$ 24,206.58	60%	\$ 16,157.42
Region 10	\$ 40,364.00	\$ 31,850.07	79%	\$ 8,513.93
RTAC Equipment	\$ 9,000.00	\$ 2,869.11	32%	\$ 6,130.89
				\$ -
MulkeyMedia RTAC Website	\$ 7,600.00	\$ 6,496.62	85%	\$ 1,103.38
NameCheap	\$ 16.00	\$ 16.18	101%	\$ (0.18)
Legal-Peer Review P&P Development (Continuation)	\$ 72,000.00		0%	\$ 72,000.00
Legal-Retainer	\$ 50,000.00		0%	\$ 50,000.00
MAG	\$ 170,000.00	\$ 127,500.00	75%	\$ 42,500.00
GEORGIA TRAUMA FOUNDATION	\$ 295,000.00	\$ 127,086.00	43%	\$ 167,914.00
OEMS&T	\$ 461,445.00	\$ 461,445.00	100%	\$ -
Stop the Bleed	\$ 250,000.00		0%	\$ 250,000.00
Rehab Analysis (Shepherd Center)	\$ 10,000.00	\$ 3,410.84	34%	\$ 6,589.16
Policy Analyst (Dodd)	\$ 20,000.00	\$ 10,000.00	50%	\$ 10,000.00
GIS Mapping (CNTR)				\$ -
GIO Mapping (DCA)	\$ 25,500.00		0%	\$ 25,500.00
Injury Prevention	\$ 11,715.00	\$ 11,715.00	100%	\$ -
Stop the Bleed Coordinator				\$ -
GQIP	\$ 366,467.00	\$ 80,842.29	22%	\$ 285,624.71
Emory	\$ 173,649.00	\$ 13,080.94	8%	\$ 160,568.06
TQIP Trauma Medical Director				\$ -
ESO Central Site	\$ 51,294.00	\$ 45,894.54	89%	\$ 5,399.46
TQIP Collaborative Fees	\$ 16,224.00		0%	\$ 16,224.00
Arbormetrix (2027)	\$ -			\$ -
GQIP Associate Trauma Medical Director (Smith)	\$ 43,400.00	\$ 15,327.18	35%	\$ 28,072.82
GQIP Director of Quality Analytics and Research (Ayong-Chee)	\$ 43,400.00	\$ 6,539.63	15%	\$ 36,860.37
GQIP PI Specialist	\$ 38,500.00		0%	\$ 38,500.00
				\$ -
Reserves	\$ 356,455.00	\$ 151,666.00	43%	\$ 204,789.00
Total System Development	\$ 2,508,838.00	\$ 1,337,928.44	53%	\$ 1,170,909.56

ACCOUNT	FY 2026 Approved	FY 2026 Actual through May 2026	Percent of Actual Expenses	Remaining FY 2026 Funds \$
EMS STAKEHOLDERS				
AVLS Maintenance			#DIV/0!	\$ -
Program Management-Tim Boone	\$ 45,000.00	\$ 42,536.78	95%	\$ 2,463.22
AVLS Airtime Support	\$ 398,470.03	\$ 338,284.89	85%	\$ 60,185.14
AVLS Equipment	\$ 140,000.00	\$ 41,291.12	29%	\$ 98,708.88
EMS Equipment Grant	\$ 2,015,187.20	\$ 1,974,535.44	98%	\$ 40,651.76
AVLS Installation Reimbursement	\$ 7,500.00		0%	\$ 7,500.00
Metro Atlanta EMS Conference			#DIV/0!	\$ -
Bulger Research Group (UW) Prehospital Research Consultant			#DIV/0!	\$ -
Toolkit for Educational Improvement	\$ 60,000.00		0%	\$ 60,000.00
Grants for Prehospital Blood Products Startup	\$ 250,000.00		0%	\$ 250,000.00
Initial Licensures Education			#DIV/0!	\$ -
RTAC Education Funding	\$ 173,418.00	\$ 75,305.17	43%	\$ 98,112.83
EMS Education	\$ 1,894,498.50	\$ 208,857.14	11%	\$ 1,685,641.36
Total EMS Stakeholders	\$ 4,984,073.73	\$ 2,680,810.54	54%	\$ 2,303,263.19
TRAUMA CENTERS				
Trauma Center Readiness, Registry, and Uncompensated Care	\$ 19,689,455.00	\$ 1,360,348.79	7%	\$ 18,329,106.21
Warren Averett UCC Audits	\$ 50,000.00		0%	\$ 50,000.00
Warren Averett Readiness Costs Analysis	\$ 50,000.00		0%	\$ 50,000.00
One-Time Funding for Unfunded Centers			#DIV/0!	\$ -
Registry Start Up Grants			#DIV/0!	\$ -
Registry Education Support	\$ 50,000.00	\$ 61,398.98	123%	\$ (11,398.98)
TQIP Participation for Level III	\$ 96,840.00		0%	\$ 96,840.00
Total Trauma Centers	\$ 19,936,295.00	\$ 1,421,747.77	7%	\$ 18,514,547.17
Total Budget by Fiscal Year				
	\$ 28,940,946.06	\$ 6,558,192.63	23%	\$ 22,382,753.37

MS Project Online is sunseting — discover how Smartsheet keeps your agency on schedule and Register n... on budget.



GEORGIA TRAUMA COMMISSION

OPERATIONS DASHBOARD

Purpose

Provide comprehensive visibility into GTC operations, including invoice management, vendor onboarding and updates, contract administration, and purchase order progress within the current fiscal year.

Contact

Dashboard Owner: Gabriela Saye

Dashboard Metrics and Maintenance Contact: gabriela.saye@gtc.ga.gov

REPORTS

- DELAYED INVOICE REPORT
- VENDOR PROFILE UPDATES
- PENDING PURCHASE ORDERS
- FY 2024 CONTRACT STATUS
- FY 2025 CONTRACT STATUS
- FY2026 CONTRACT STATUS

DASHBOARDS

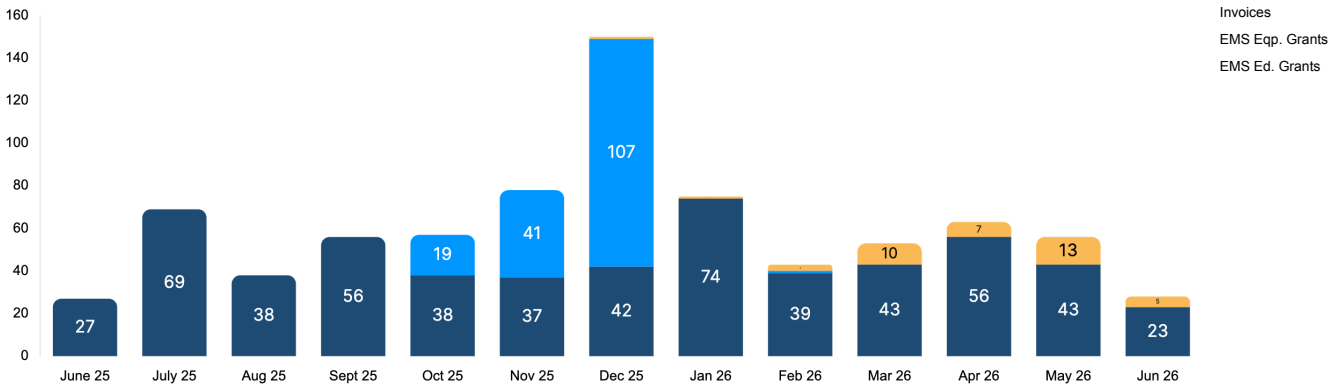
- STOP THE BLEED PORTFOLIO
- AGREEMENT MANAGEMENT
- FY2026 EMS EQUIPMENT GRANT TRACKING

RESOURCES

- .GOV WEBSITE
- FULL GTC DISTRIBUTION LIST
- MONTHLY INVOICE TRACKING
- EMS EDUCATION PAYMENT TRACKING
- ACS/ABA VERIFICATION TRACKING

INVOICE MANAGEMENT

INVOICE AMOUNTS BY MONTH



AVERAGE AMOUNTS

AVG	49
MAX	150
MIN	26

CURRENT PIPELINE

BUDGET	2
ED APPROVAL	2
DPH PAYMENT	7

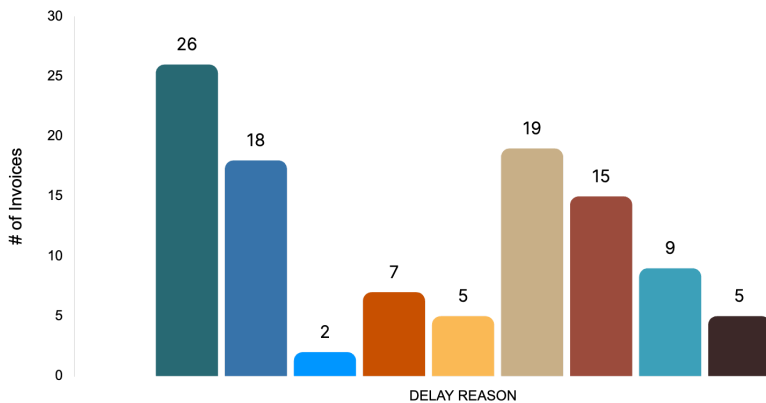
PROCESSING AVERAGE (DAYS)

GTC	4.7
DPH	3.1
TOTAL	8

766
FY26 Invoices
Processed to Date

FY 26 DELAYED INVOICE OVERVIEW > 10 DAYS

DELAY RATIONALE



CURRENT TO DATE

106
FY 2026 DELAYED INVOICES

19%
DELAYED

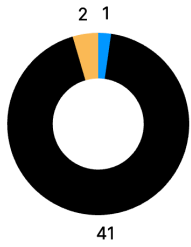
PREVIOUS YEAR STATS

66
FY 2025 DELAYED INVOICES

12%
DELAYED

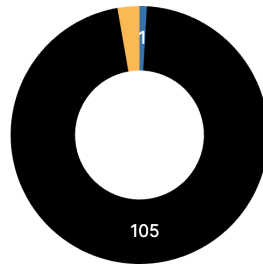
CONTRACT/GRANT MANAGEMENT

FY 2024 Contract Status



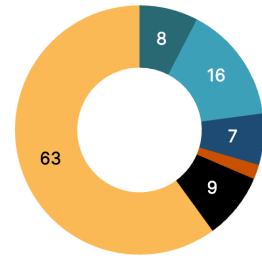
ACTIVE GRANT
CLOSED
EXPIRING

FY 2025 Contract Status



ACTIVE CONTRACT
CLOSED
EXPIRING

FY 2026 Contract Status



ACTIVE
ACTIVE AMENDMENT
ACTIVE CONTRACT
ACTIVE GRANT
CLOSED
EXPIRING

VENDOR MANAGEMENT

PENDING VENDOR UPDATES

ID#	NAME	STATUS	DAYS OUTSTANDING	DPH DATE SUBMITTED	DPH REQUEST DETAILS	DPH F
684749	CENTRAL GEORGIA EMS DIRECTORS ASSOCIAT	ACTIVE UPDATE REQ	17	04/21/26	NEW VENDOR; ADD PAYMENT REMIT ADDRESS	NEW \

PURCHASE ORDERS

123
TOTAL ACTIVE

0
TOTAL PENDING

PENDING PURCHASE ORDERS

VENDOR	ID#	STATUS	ENCUMBERED

Super Speeder and Firework Revenue Summary

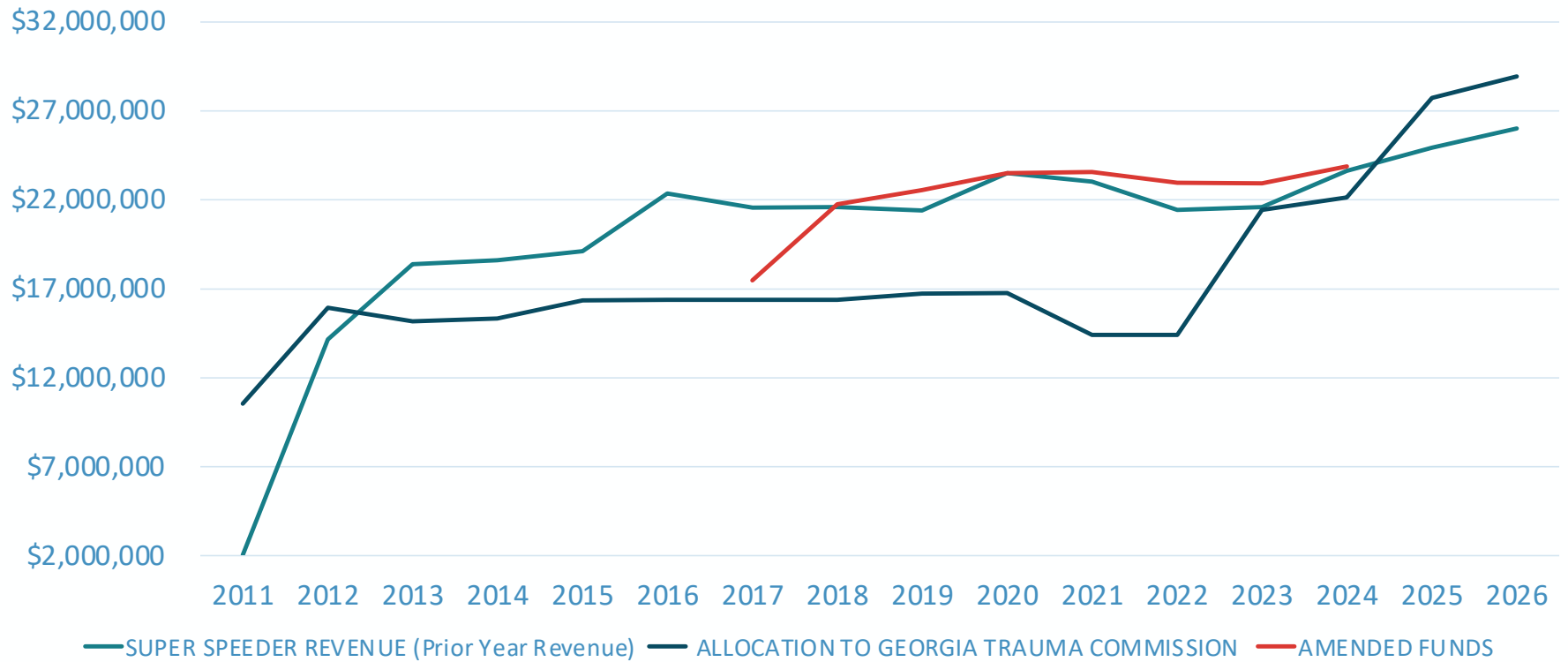
FY 2026

June 15, 2026



GEORGIA TRAUMA
COMMISSION

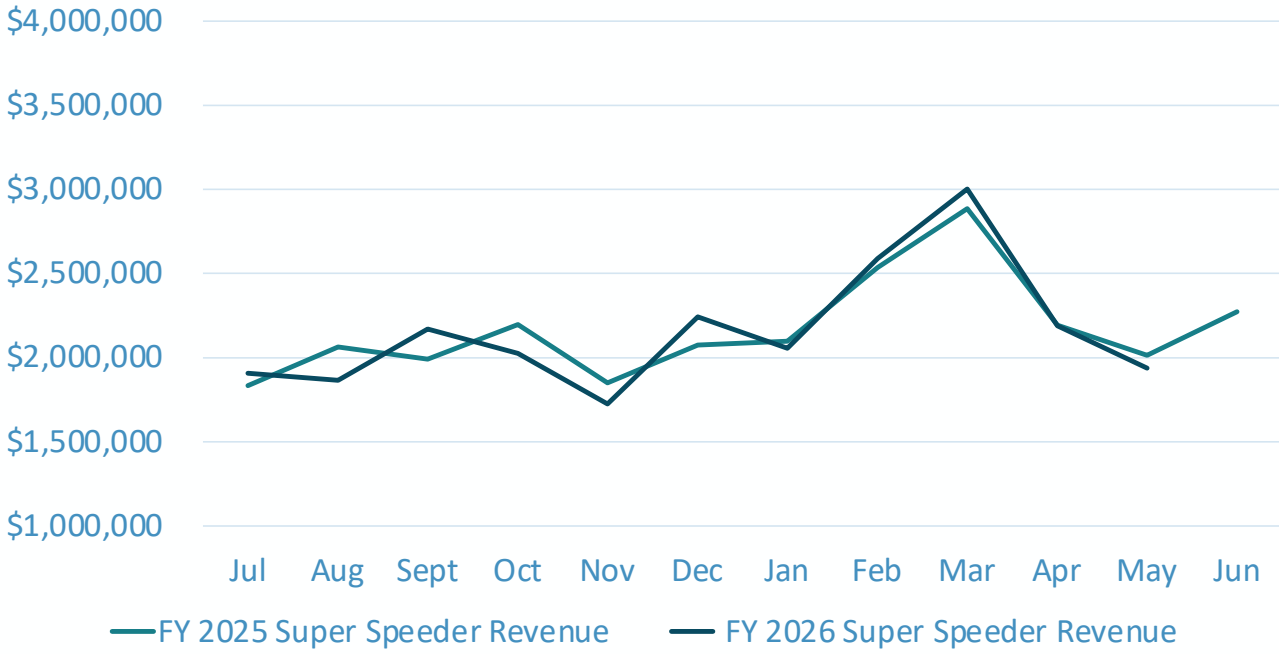
Revenue to Budget Comparison



GEORGIA TRAUMA
COMMISSION

Super Speeder Revenues

FY 2025 vs. FY 2026



Super Speeder Cumulative Revenue

FY 2025 vs. FY 2026

Month	FY 2025 Cumulative Total	FY 2026 Cumulative Total	Cumulative Variance	Percentage +/-
Jul	\$ 1,834,048.00	\$ 1,907,150.00	\$ 73,102.00	4%
Aug	\$ 3,899,204.00	\$ 3,772,138.00	\$ (127,066.00)	3%
Sept	\$ 5,891,076.00	\$ 5,942,151.00	\$ 51,075.00	1%
Oct	\$ 8,089,650.00	\$ 7,966,006.00	\$ (123,644.00)	2%
Nov	\$ 9,409,765.00	\$ 9,691,260.00	\$ (249,666.00)	3%
Dec	\$ 12,017,746.00	\$ 11,933,470.00	\$ (84,276.00)	1%
Jan	\$ 14,114,577.00	\$ 13,988,964.00	\$ (125,613.00)	1%
Feb	\$ 16,651,665.00	\$ 16,578,228.00	\$ (73,437.00)	0%
Mar	\$ 19,537,420.00	\$ 19,580,624.00	\$ 43,204.00	0%
Apr	\$ 21,729,360.00	\$ 21,768,488.00	\$ 39,128.00	0%
May	\$ 23,743,442.00	\$ 23,707,147.00	\$ (36,295.00)	0%
Jun	\$ 26,015,391.00			



Firework Revenue by Year

Year	GTC Firework Revenue Total	
2017	\$.00
2018	\$	176,845.00
2019	\$	805,214.00
2020	\$	368,709.00
2021	\$	543,744.00
2022	\$	1,144,171.00
2023	\$	1,497,315.27
2024	\$	1,729,894.82
2025	\$	1,506,721.70
2026	\$	1,471,234.00





Georgia Trauma Commission Budget Cycle Timeline

MONTH	GEORGIA BUDGET MILESTONES	GTC	BUDGET SUBCOMMITTEE	FULL COMMISSION
JUL	<ul style="list-style-type: none"> Agency Prepare Budget Request 	<ul style="list-style-type: none"> Prep August Meeting Documents for Budget Subcommittee Review Prep Next Fiscal Year Budget 	<ul style="list-style-type: none"> Next Fiscal Year Preliminary Recommendation for Motion to Full Commission 	
AUG		<ul style="list-style-type: none"> Next Fiscal Year PBP Proposal Survey 	<ul style="list-style-type: none"> Send Budget Instructions to Budget Committee for Review (Determine if meeting is necessary) Discuss reallocation plans and funding opportunities 	<ul style="list-style-type: none"> Next Fiscal Year Preliminary Budget Vote
SEP	<ul style="list-style-type: none"> Budgets Submitted to OPB Request Analyzed by OPB, HBO, SBO 	<ul style="list-style-type: none"> Prepare funding opportunities 	<ul style="list-style-type: none"> Next Fiscal Year Proposed PBP Approval 	
OCT	<ul style="list-style-type: none"> OPB Presents initial Recommendations to Governor Firework Revenue 	<ul style="list-style-type: none"> Prepare funding opportunities 	<ul style="list-style-type: none"> Present and vote on funding opportunities 	
NOV	<ul style="list-style-type: none"> Governor Meets with Agency Heads 	<ul style="list-style-type: none"> Next Fiscal Year Final Preparations for Current Legislative Session 		
DEC	<ul style="list-style-type: none"> Final Budget Decisions 			
JAN	<ul style="list-style-type: none"> Budget Document Sent to General Assembly Legislative Appropriations Process 	<ul style="list-style-type: none"> Financial Report to OPB, House Budget and Research Office, and the Senate Budget and Evaluation Office Jan 1st 	<ul style="list-style-type: none"> Present Next Fiscal Year Governor's Recommendation Current Fiscal Year Initial Reallocated Funds Vote 	
FEB	<ul style="list-style-type: none"> Legislative Appropriations Process 	<ul style="list-style-type: none"> Amended Current Fiscal Year Contracts and Grants in Process Following Fiscal Year Proposals and Deliverables Due 		<ul style="list-style-type: none"> Next Fiscal Year Proposed PBP
MAR	<ul style="list-style-type: none"> Appropriations Bill to Governor for Action 	<ul style="list-style-type: none"> Submit Next Fiscal Year Contract and Grant Drafts to AG's Office 	<ul style="list-style-type: none"> Approve Next Fiscal Year Proposals 	
APR	<ul style="list-style-type: none"> Operating Budget Instructions Sent to Agency Agencies Prepare Annual Operating Budgets 		<ul style="list-style-type: none"> Current Fiscal Year Final Reallocation Vote Prepare Final Next Fiscal Budget Recommendation for Motion to Full Commission 	<ul style="list-style-type: none"> Called Meeting Next Fiscal Year Budget Vote Current Fiscal Year Reallocation Budget voted on by Full Commission



Georgia Trauma Commission Budget Cycle Timeline

MAY	<ul style="list-style-type: none">Operating Budgets Approved by OPB			
JUNE	<ul style="list-style-type: none">Budget Request Instructions to AgencyBudget Projections3 Year Strategic Plan Due			



Office of the State Treasurer

Georgia Fund 1

Statement of Account

GA TRAUMA CARE NETWORK COMM (2304-216747)

Statement Period

HB511
248 WEST JEFFERSON ST

Thu, 01 Jan 2026 through Thu, 11 Jun 2026

MADISON, GA 30650

Account Type

GA TRAUMA CARE NETWORK COMM (POOL-0)

Current Yield	3.36298
Prior Balance	\$14,747,001.41
Deposits	\$6,829,112.00
Withdrawals	\$6,201,466.18
Earnings Reinvested	\$206,961.03
New Balance	\$15,581,608.26

Date	Activity	Amount	Balance
01/01/2026	Forward Balance	\$0.00	\$14,747,001.41
01/14/2026	Withdrawal	\$3,156,779.38	\$11,590,222.03
01/29/2026	Deposit	\$1,365,823.00	\$12,956,045.03
01/31/2026	Reinvestment	\$41,154.82	\$12,997,199.85
02/27/2026	Deposit	\$1,365,823.00	\$14,363,022.85
02/28/2026	Reinvestment	\$37,760.26	\$14,400,783.11
03/31/2026	Withdrawal	\$3,044,686.80	\$11,356,096.31
03/31/2026	Reinvestment	\$44,748.60	\$11,400,844.91
04/02/2026	Deposit	\$1,365,823.00	\$12,766,667.91
04/29/2026	Deposit	\$1,365,823.00	\$14,132,490.91
04/30/2026	Reinvestment	\$38,933.42	\$14,171,424.33
05/29/2026	Deposit	\$1,365,820.00	\$15,537,244.33
05/31/2026	Reinvestment	\$44,363.93	\$15,581,608.26
06/11/2026	Ending Balance	\$0.00	\$15,581,608.26

Current period earnings received after close:	\$0.00
Previous period earnings received after close:	\$0.00
Average daily invested balance during period:	\$13,865,696.34
Net Management Fee withheld from distribution:	\$3,077.35